



United Aluminium



//tfs

tension fabric system

//tension fabric system

unibox[®]
exhibition system

Unibox TFS allows simple fitting and removal of tension fabric graphics. Frames are simple to assemble using just one tool.



//tension fabric system


portable

easy assembly

expandable

Range of freestanding flat display panels in various standard sizes or bespoke. Integral system channel allows easy attachment of accessories

Freestanding double sided frame with slimline rectangular feet or optional side mounted feet.





Curved 2x2 metre double sided frame.



Connecting frames together to make a seamless graphic exhibition wall structure with 4 metre totem. Numerous configurations are possible.



//tension fabric system

showrooms

exhibitions

reception and foyer areas


roadshow events

museum graphics

interiors

//tension fabric system






Range of freestanding curved display panels in various standard sizes or bespoke.

portable


easy assembly

expandable


Integral system channel allows easy attachment of accessories



Double sided frame side mounted to bulkhead.



Slimline wall mounted single sided frame rear mounted.



| |
|---------------------------|
| showrooms |
| exhibitions |
| reception and foyer areas |
| roadshow events |
| museum graphics |
| interiors |



Ceiling hung double sided frame. Integral system channel allows easy attachment of accessories.

portable

easy assembly

expandable



Wall mosaic utilising wall hung single sided profile UA10169



//tension fabric system

portable

easy assembly

expandable

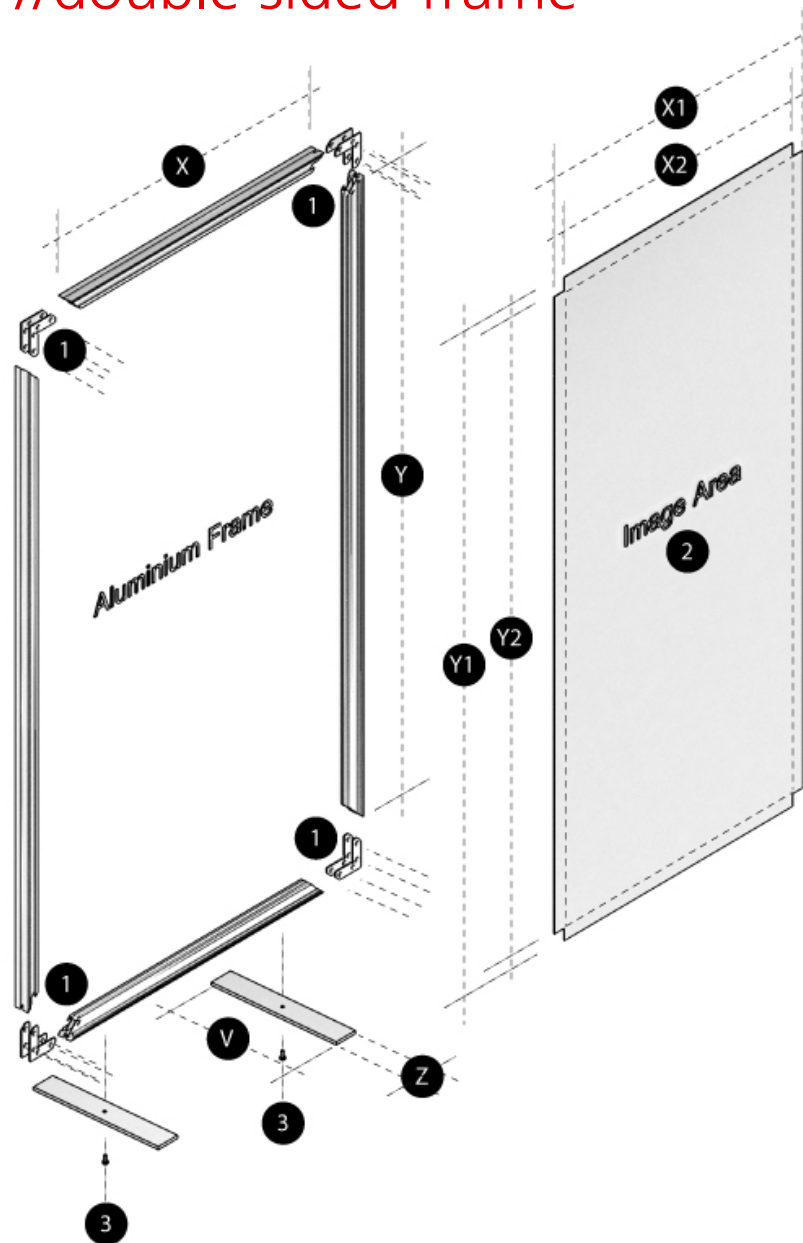


//tension fabric system

Exhibition wall utilising double sided profile UA9544



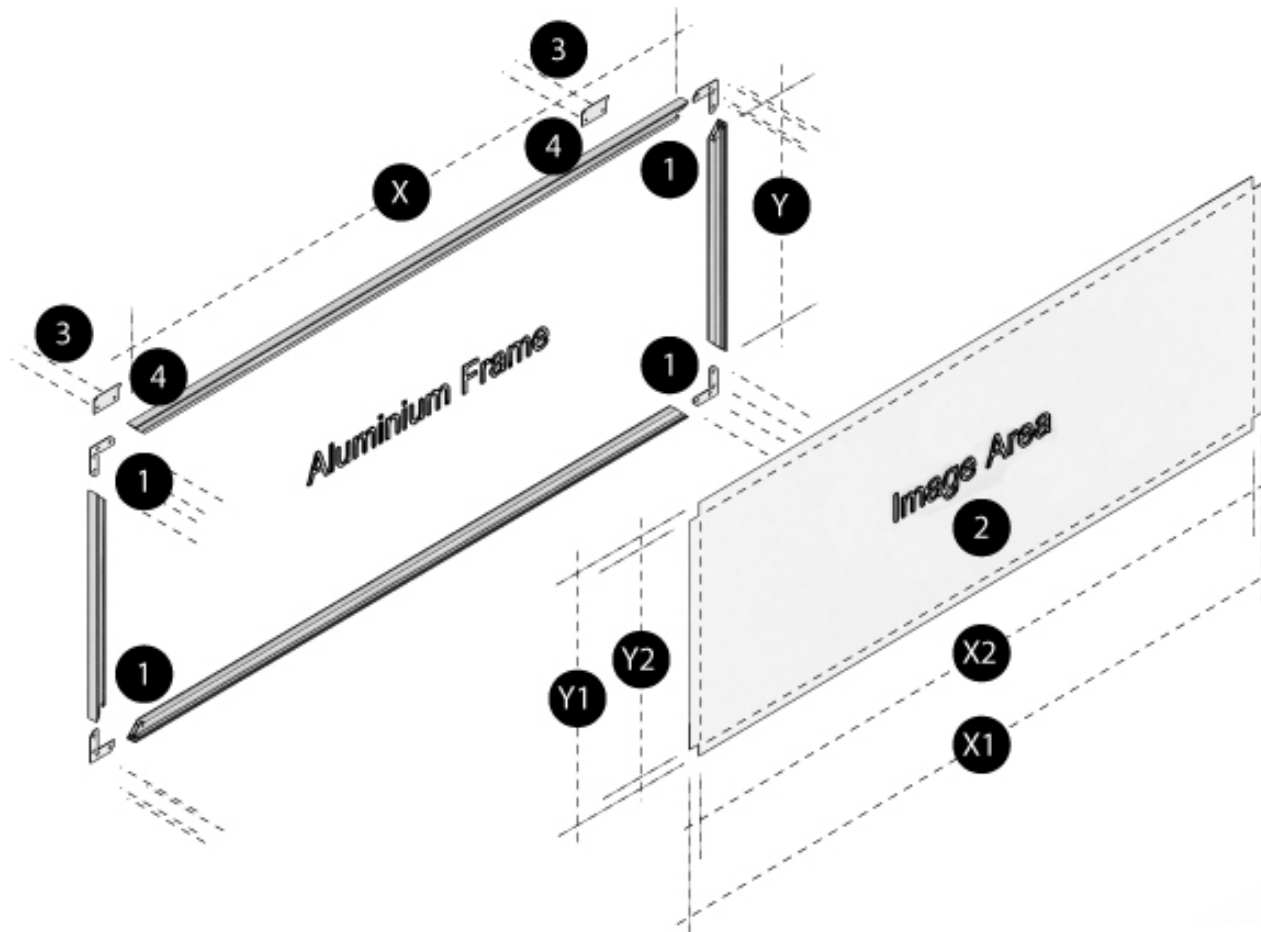
//double sided frame



1. Connect aluminium frame together using corner brackets [2 per corner for double sided].
2. Fabric has silicone strips sewed into edge which is pushed into facing channel on aluminium frame.
3. Screw feet into frame using M8 countersunk screws into roll nuts.



//single sided frame



1. Connect aluminium frame together using corner brackets [1 per corner for single sided].

2. Fabric has silicone strips sewed into edge which is pushed into facing channel on aluminium frame.

3. Screw brackets into wall

4. Hang frame over bracket flange at an angle and then flatten once located in channel



//fabric insertion

Step 1

Insert the fabric by pushing the silicone strip into the channel of the extrusion. The fabric has a tab to allow for easy extraction.

Step 2


Once all the silicone strip has been placed into the channels of the extrusion frame, smooth out any wrinkles with your hand.

Step 3

The fabric is now ready for show.

how it works

//easy to assemble



//features and benefits

Features

Flexible modular design.

Acoustic dampening.

Graphic support detail keeps fabric in tension.

Graphics can be easily rolled or folded to compact size for convenient transportation.

Anodised aluminium framework made from a high % of recycled material.



Benefits

Flexible and expandable.

Noise absorption.

Flat seamless look.

Low logistics cost.

Sustainable and environmentally friendly.



//accessories

- Literature holders
- Poseur table kit
- Spotlights
- Workstation counter kit
- 2 alternative feet
- Carry cases

//acrylic colour choice

select from a choice of six standard colours.



//go configure

//customise your display




A4 acrylic literature holder. Can be either front or side mounted. Available colour options shown above.

Poseur table kit. Tops available in six standard colours.


A4 steel literature holder. Can be either front or side mounted.



2 carry bags available.



240V 150W linear halogen.

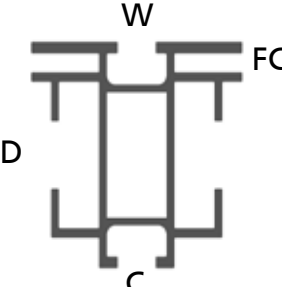





12V 50W capsule swan neck.











UA9876 Folding portable counter kit. Can be assembled in 5 minutes and fits into UA6406 carry case, shown inset. Includes top. Acrylic panels to match other accessories available to special order.

//profiles and connectors

| | | | | |
|--|--|--|--|--|
|  |  |  |  |  |
| <p>UA 10169 Single sided banner frame profile W. 31.5mm, D. 43.25mm, C. 8.5mm, FC. 4.25mm</p> | <p>UA 9544 Double sided banner frame profile W. 46.5mm, D. 50mm, C. 8.5mm, FC. 4.25mm</p> | <p>UA 2667 Support beam profile W. 16.5mm, D. 35mm, C. 8.5mm</p> | <p>UA 4696 Support beam profile W. 26mm, D. 35mm, C. 8.5mm</p> | <p>UA 10775 90 ° Corner connector</p> |
|  |  |  |  |  |
| <p>UA 5532 Profile connector for UA2667</p> | <p>UA 4181 Wedge connector - frame to frame (2.5/2.5)</p> | <p>UA 3832 Extension bar/ 180 ° connector UA 10149 Short extension bar</p> | <p>UA 10189 Rectangular base plate 445 x 76 x 10mm. UA4794 245 x 76 x 10mm Finish powder coat silver sparkle</p> | <p>UA 10469 Side mounted foot</p> |

//connectors and accessories

| | | | | | |
|---|--|---|---|--|---|
|  |  |  |  |  |  |
| <p>UA 10173 Wall mounted bracket</p> | <p>UA 7585 Eye bolt and roll nut set</p> | <p>UA 10182 Silicone strip (100M roll) 3mm thick x 15mm W.</p> | <p>UA 3997 Swan neck lamp 240V 150W</p> | <p>UA 3998 Swan neck lamp 12 volt 50W</p> | <p>UA 4809 Daisy chain connector for swan neck light power leads to take max. 4 lights. Suits UA3997</p> |
|  |  |  |  |  |  |
| <p>UA 6272 3mm Allen key UA 6273 4mm Allen key UA 6274 5mm Allen key</p> | <p>UA 4807 Carry case with castors</p> | <p>UA 6406 Fabric carry case</p> | <p>UA 4748 front mount UA 4749 side mount A4 acrylic literature holder available in LH/RH and front mount options</p> | <p>UA 10420 Poseur table kit</p> | <p>UA 9876 Folding portable counter kit</p> |

United Aluminium

//tension fabric system

Holt Street
Manchester
M40 5AX
United Kingdom

t: +44 (0)161 277 6000
f: +44 (0)161 277 6030
e: sales@unibox.co.uk
w:www.unibox.co.uk

unibox[®]
exhibition system

TFSBrochure_14//January 2010

available from:

//tension fabric system